

[Issue No.] GOT-A-0127

[Title] Change in Appearance of External Connection Cables for GOT2000 Series and GOT1000 Series Handy GOT

[Date of Issue] March 2018


[Relevant Models] External Connection Cables for GOT2000 Series, GOT1000 Series Handy GOT

Thank you for your continued support of Mitsubishi Electric Graphic Operation Terminal (GOT). We have partially changed the appearance of the external connection cables for GOT2000 series and GOT1000 series Handy GOT. Thank you for your cooperation and understanding. This change does not affect the GOT functions.



### 1. Details of Change

The appearance has been changed to prevent the clamp inserted into the connector of the external connection cable for Handy GOT from being loose.

From this change, the clearance between the connector and the clamp becomes large.







The following shows the difference in clearance between the connector and the clamp, which is generated due to the appearance change.

Before	After
 <p data-bbox="478 1680 654 1747">Approx. 0.5 mm (reference value)</p>	 <p data-bbox="1165 1680 1340 1747">Approx. 1.5 mm (reference value)</p>

**2. Target Cable and Appearance**



**2.1 GT1□H-C□□-42P cable**

Model name	Handy GOT side connector	GT16H-CNB-42S side connector
GT16H-C30-42P GT16H-C60-42P GT16H-C100-42P		
GT14H-C30-42P GT14H-C60-42P GT14H-C100-42P		

**2.2 GT16H-C□□-32P cable**

Model name	Handy GOT side connector	GT11H-CCL, GT11HS-CCL side connector
GT16H-C30-32P GT16H-C50-32P GT16H-C80-32P GT16H-C130-32P		

**2.3 GT16H-C□□-37PE cable**

Model name	Handy GOT side connector	GT16H-CNB-37S side connector
GT16H-C30-37PE GT16H-C60-37PE GT16H-C100-37PE		

**3. Schedule**

This change will be made sequentially from the April 2018 production.



There may be cases where both the former and new products exist in the distribution stage.

**4. How to Check Whether the Cable Appearance Has Been Changed**

Whether the appearance has been changed or not can be checked with the cable version.

Model name	Version of the cable changed	How to check
GT16H-C30-42P, GT16H-C60-42P, GT16H-C100-42P	C or later	Refer to Figure 1.
GT14H-C30-42P, GT14H-C60-42P, GT14H-C100-42P	D or later	Refer to Figure 1.
GT16H-C30-32P, GT16H-C50-32P, GT16H-C80-32P, GT16H-C130-32P	C or later	Refer to Figure 1.
GT16H-C30-32PE, GT16H-C60-32PE, GT16H-C100-32PE	C or later	Refer to Figure 2.

The following shows how to check the version of the target cable.

Figure 1	Figure 2
	

**REVISIONS**

Version	Print Date	Revision
-	March 2018	- First edition